

# 2022 Q1 BPL Quarterly Performance

## IN PERSON VISITS & NEW PATRONS

Quarter 1 saw upward trends on several performance metrics:

Door Counts and New Patrons in Q1 showed increased activity as we extended our hours in January and Reynolds had its first full month of re-opening in January. However, Meadows had an unfortunate event requiring closure from Dec 28 to Feb 11, so we lost the gain of their patron visits to these stats.

Performance Metric	Qtr1				Percent change
	2019	2020	2021	2022	2021 to 2022
Door Counts	240538	190861	53570	110967	107.14%
New Patrons	2439	2281	1548	2199	42.05%

Fig. 1. New patron accounts show Q1 2022 new accounts closing in on 2019 Q1, shy by just around 100

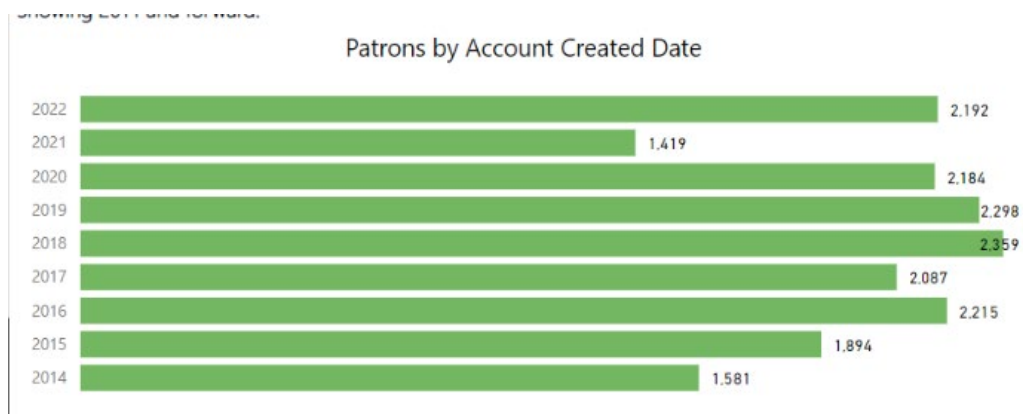


Fig. 2. Door Counts 2019 - 2022 Q1 Jan - Mar Patron visits in 2022 for Q1 are climbing, increasing 42 % over last year and March gained over 50% of 2019 levels with Q1 overall at about 46% of 2019 levels.

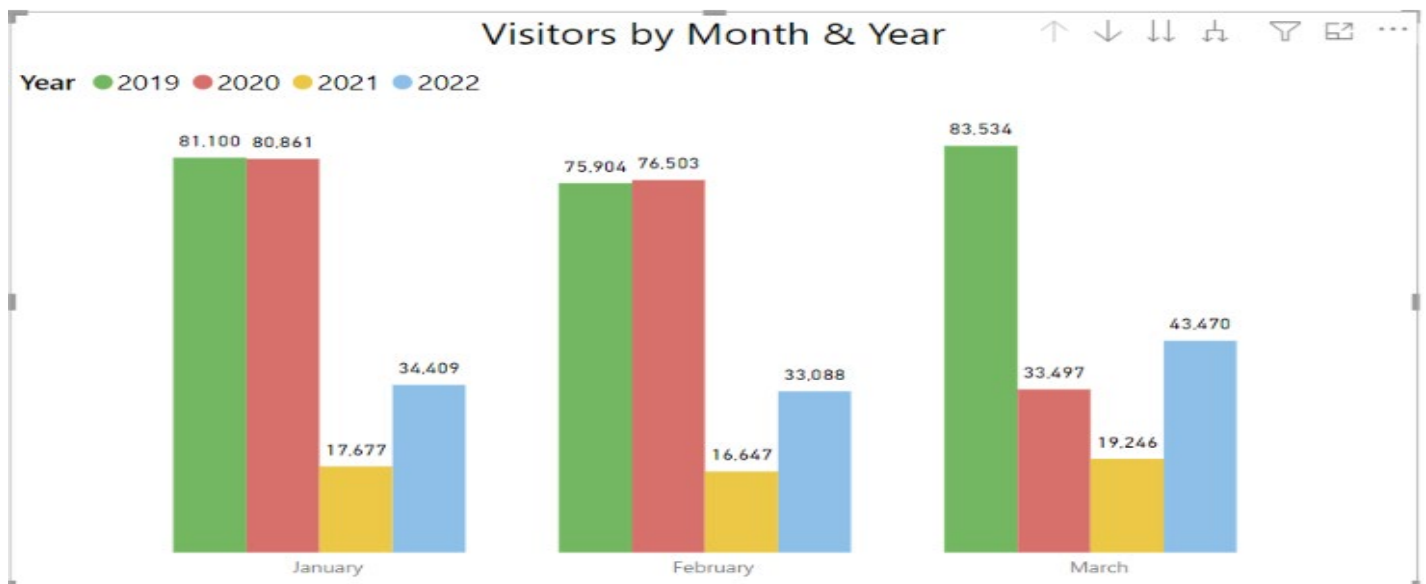
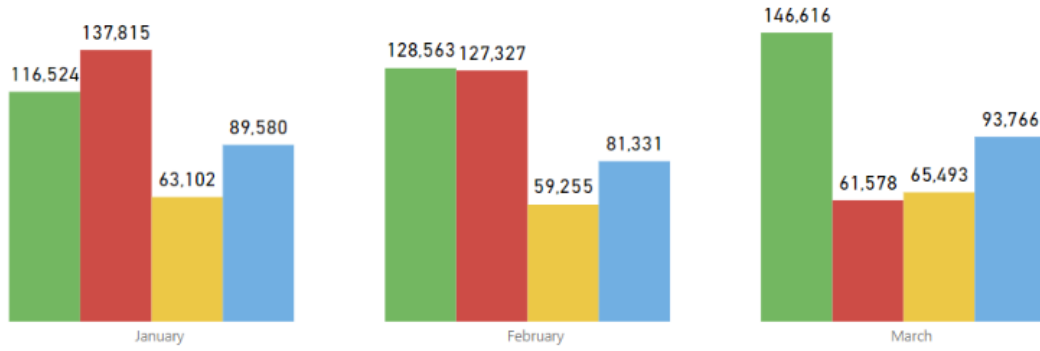


Fig.3 Circulation Q1 performance by month.

Circulations YTD by month 2019 - 2022 ...

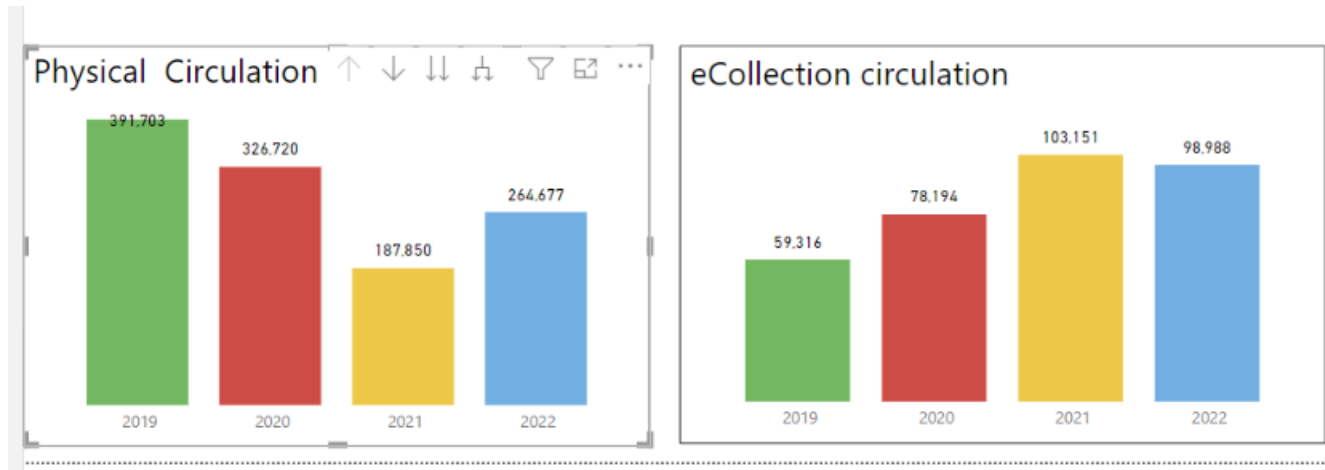
Year ● 2019 ● 2020 ● 2021 ● 2022



Figures 4,5, 6 Q1 Circulation

Physical circulation is growing with a 40% gain over Q1 2021 and achieving 67% of 2019 Q1 levels.

eCollections saw an enormous spike in Q1 during 2020 and 2021 Database usage also saw gains in usage for 2022 (not pictured) Recall Meadows was closed until Feb 11, so their collections were not filling holds or borrowed.



Performance Metric	Qtr1				Percent change
	2019	2020	2021	2022	2021 to 2022
Circulation (Patron Activity)	391703	326720	187850	264677	40.90%
Database Use	81179	83220	50297	62757	24.77%
Door Counts	240538	190861	53570	110967	107.14%
eCollection Use	59316	78194	103151	98988	-4.04%
FLC Borrows incoming	28497	30001	28387	23087	-18.67%
FLC Loans outgoing	21641	23493	18384	17280	-6.01%
Prospector Borrows	6306	5584		3077	n/a
Prospector Loans	3314	2387		1576	n/a
Holds Filled (Collections)	52409	45398	52712	42558	-19.26%
Tot. Holds filled	87212	80983	62786	68722	9.45%

PROGRAMS

Staff continue to meet program needs of the community and host innovative events during what we hope is the tail end of the pandemic. Fig 7 excludes the External Events by discussion groups happening offsite in 2021/22

Fig 7

Performance Metric	Qtr1				Percent change
	2019	2020	2021	2022	2021 to 2022
Programs Attendance-Adult	7628	4235	2016	3703	83.68%
Programs Attendance-All Ages		2552	448	1156	158.04%
Programs Attendance-Children	4587	1695	736	496	-32.61%
Programs Attendance-Teen	3059	2287	369	278	-24.66%
Programs Offered-Adult	482	349	303	665	119.47%
Programs Offered-All Ages		42	72	44	-38.89%
Programs Offered-Children	205	101	75	30	-60.00%
Programs Offered-Teen	71	77	56	36	-35.71%
Total Programs Offered	758	569	506	775	53.16%
Total Program Attendance	15274	10769	3569	5633	57.83%
Storytime Attendance	8903	6513	1158	3634	213.82%
Storytime Events	319	270	107	170	58.88%

### SELECTED HIGHLIGHTS OF Q1

- *Prospector* returned to the overwhelming delight of patrons and staff! Huzzah!
- Seed to Table events included a *Seed Swap* at Main and Meadows, *BeeChicas Make a Valentine and Bee House*.
- *Winter Reading Challenge* ran end of Dec through Feb 28 and had **594 participants**
- Teen programming continued diverse programming with *Book Queeries*, *Traditional Mexican Lottery games* and author visit from Alison Ames.
- Outreach conducted at *Temple Grandin and Boulder H.S.*
- The library hosted the *Marshall Fire Toy, Book and Games giveaway* for those impacted by the fire.
- First annual *Tolkien Reading Day 2022*
- *Library Card Art Contest* resumed, a favorite time of year for staff!
- *Tax Help Preparation* offered through volunteer programming.
- NoBo continued their Holiday Park story and craft times, delivering adventures in all weathers.
- Meadows endured through a facility closure for many weeks but rebounded with stellar performance with their Storytime attendance in late Feb and March.
- George Reynolds Branch opened their newly renovated space in December much to the delight of South Boulder community and began offering new programs, such as *DIY Tea Towels and Pokémon Engineering*.
- *Research Rendezvous* held research help for teens participating in National History Day competition.
- Building 61 introduced M.I.G welding and Screen Printing technology to their offerings.
- BoulderReads continued to serve their studnets in outstanding ways with Free GED, TOEFL and tutoring.
- Drop in Tech help, our popular service for digital literacy, began Saturday service at the Meadows branch.

### Summary:

As Winter turned to Spring in the first quarter of 2022, the library continued to make strides toward resuming pre-pandemic performance with increased patron usage, visits, and borrowing. One bright spot of the past two years is that staff have found new and innovative ways to engage patrons, combining the very best of in person and virtual programming